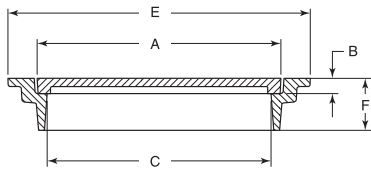


R-6400 Series
Manhole Frame, Solid or Grated Cover

Heavy Duty



Illustrating R-6400-DS



Illustrating R-6400-BO

CATALOG NUMBER	GRATE TYPE	SQ. FT. OPEN	WEIR PERIMETER LINEAL FEET
R-6400-AO	G	0.3	3.1
R-6400-BO	G	0.8	5.0
R-6400-CO	G	1.8	7.0
R-6400-DO	G	1.2	7.6



B Lid



C Lid

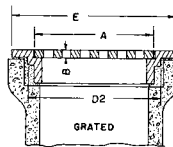
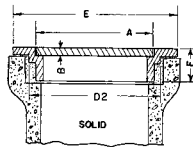
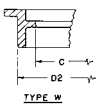
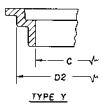
Suitable for heavy traffic. May be used for handholes, equipment covers, etc. on bridge or highway construction.

Dimensions in inches

Catalog No. Solid Lid	Lid Type	Catalog No. Open Grate	Grate Type	A	B	C	E	F	G	H
R-6400-AS	C	R-6400-AO	G	11 3/4	1	10	17 1/4	4	1 1/2	1
R-6400-BS	B	R-6400-BO	G	19 3/4	1	18	25 1/4	4	1	3/4
R-6400-CS	C	R-6400-CO	G	27	1 1/4	23 1/2	33 1/2	4	1 1/2	1
R-6400-DS	C	R-6400-DO	G	29	1 3/4	27	35	6	1	1

R-6450 Series
Round Frame, Solid or Grated Cover

Light Duty



For bell end of vitrified clay pipe.

CAUTION: Pipe bell sizes from different manufacturers frequently vary. Check the casting dimensions with the table below to be sure the casting will fit the pipe you are using.

Dimensions in inches

Catalog No. Solid Lid	Catalog No. Open Grate	Pipe Size	A	B	C	D2	E	F	Frame Type
R-6450-AL	R-6450-AG	8	9	1	8	10 1/8	12	2 1/2	Y
R-6450-BL	R-6450-BG	10	12	1	11	13	14 3/4	2 1/2	Y
R-6450-CL	R-6450-CG	12	13	3/4	11 3/4	14 1/2	17	2 1/2	W
R-6450-DL	R-6450-DG	15	16	3/4	15	18	20 1/4	2 1/2	Y
R-6450-EL	R-6450-EG	18	20 1/2	5/8	18	22 1/2	24	2 1/2	W
R-6450-FL	R-6450-FG	20	21 1/2	1	20	24 1/2	27	4	W
R-6450-GL	R-6450-GG	21	24	3/4	22	25 1/2	30	3 1/2	Y
R-6450-HL	R-6450-HG	24	26 5/8	3/4	25	28 1/2	31	4	Y
R-6450-JL	R-6450-JG	27	31 3/4	3/4	30	35 1/4	36 1/2	6	Y
R-6450-KL	R-6450-KG	30	33 1/2	3/4	32	34 1/2	37	4	Y

CATALOG NUMBER	GRATE TYPE	SQ. FT. OPEN	WEIR PERIMETER LINEAL FEET
R-6450-AG	G	0.2	2.4
R-6450-BG	G	0.2	3.1
R-6450-CG	G	0.4	3.4
R-6450-DG	G	0.5	4.2
R-6450-EG	G	0.7	5.4
R-6450-FG	G	0.1	5.6
R-6450-GG	G	1.3	6.3
R-6450-HG	G	1.3	6.9
R-6450-JG	G	1.9	8.3
R-6450-KG	G	2.7	8.8